



the Costa Atlantica


CATEGORIES & DECKS



LUCI DEL VARIETA/ ROMA/I CLOWNS/
ARMARCORD/ INTERVISTA/8½ DECKS
Inside; 2 lower beds convert to queen



LUCI DEL VARIETA/ROMA DECKS†
Oceanview; 2 lower beds convert to queen



ROMA/I CLOWNS/
AMARCORD/
INTERVISTA/
8½ DECKS
Oceanview with
veranda; 2 lower beds
convert to queen

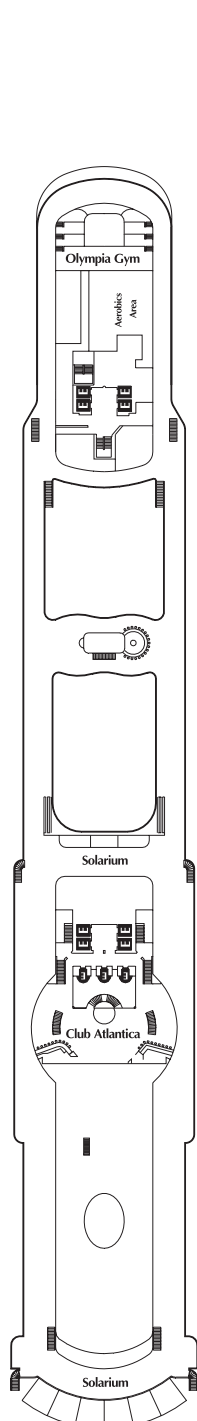
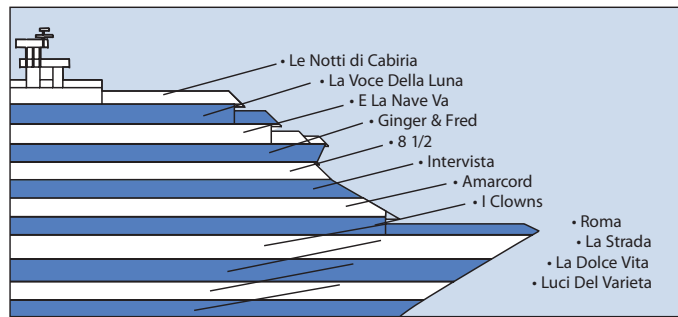
ROMA/I CLOWNS/
AMARCORD/
INTERVISTA/
8½ DECKS
Oceanview with large
veranda; 2 lower beds
convert to queen



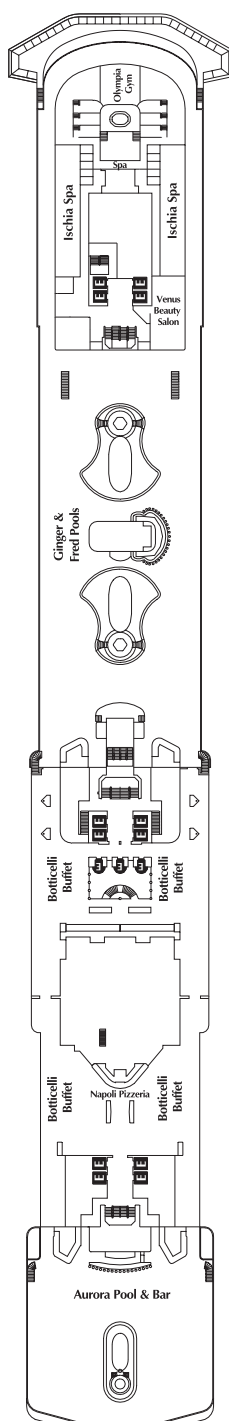
ROMA/I CLOWNS/AMARCORD/INTERVISTA/
8½ DECKS
Suites with veranda; 2 lower beds convert to queen,
whirlpool bath, shower and sitting area.

LEGEND	
No symbol indicates 2 lower beds.	
All staterooms with 2 lower beds convert to queen.	
• 1 upper bed	⚡ Partially obstructed view
•• 2 upper beds	⊕ Connecting staterooms
■ Single sofa bed	H Accommodations for handicapped
	E Elevator

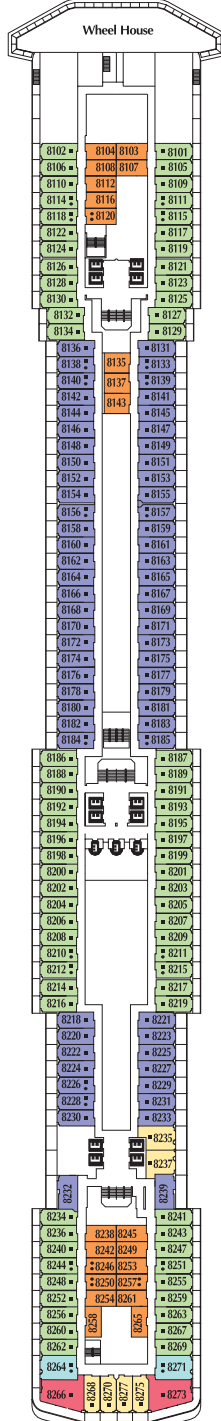
Stateroom photos are not representative of all categories.
Deck plans are subject to change.



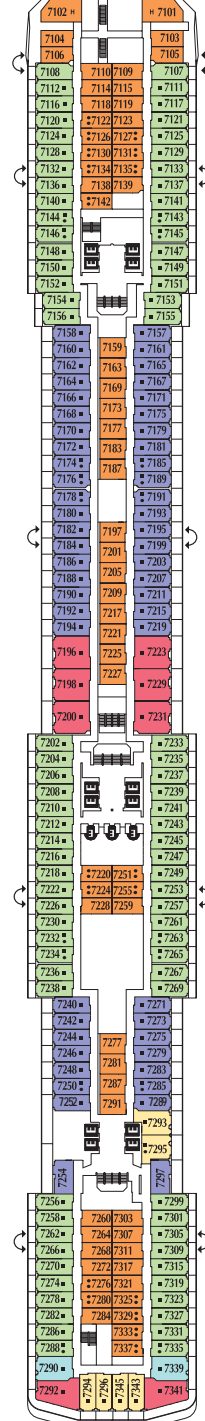
E LA NAVE VA
Deck (10)



GINGER & FRED
Deck (9)



8½
Deck (8)



INTERVISTA
Deck (7)

Entered Service:
2000

Double
Occupancy
Capacity:
2,114

Crew and Staff:
920

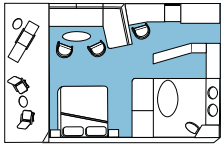
Gross Tonnage:
86,000

Length:
960 feet

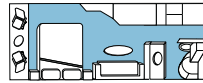
Beam:
106 feet

Height at
funnel top:
200 feet

Cruising Speed:
24 knots



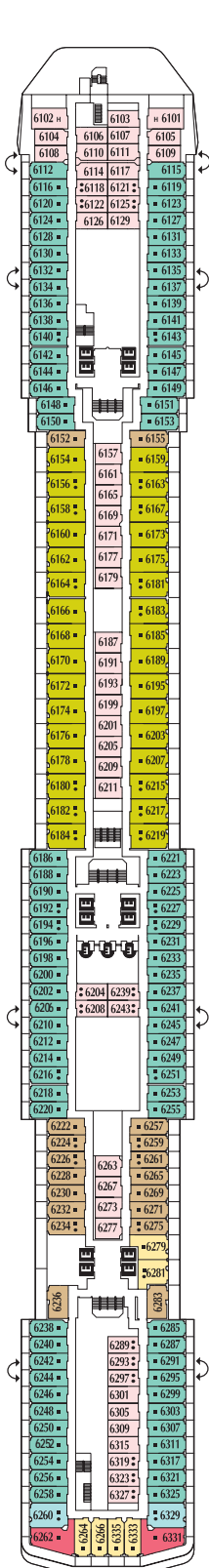
Suite w/veranda



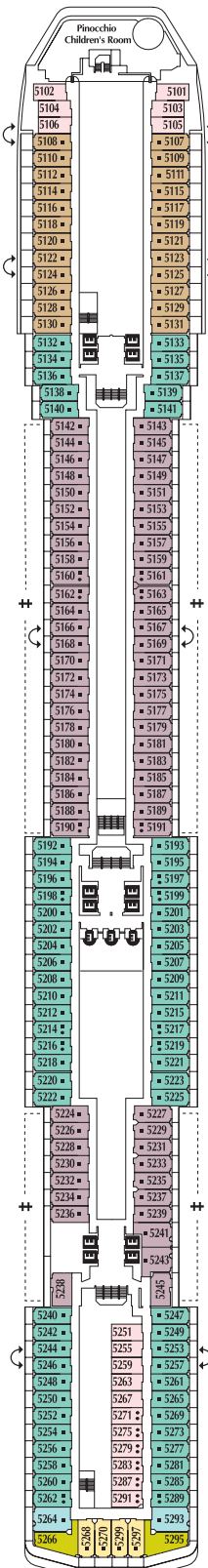
Oceanview w/veranda



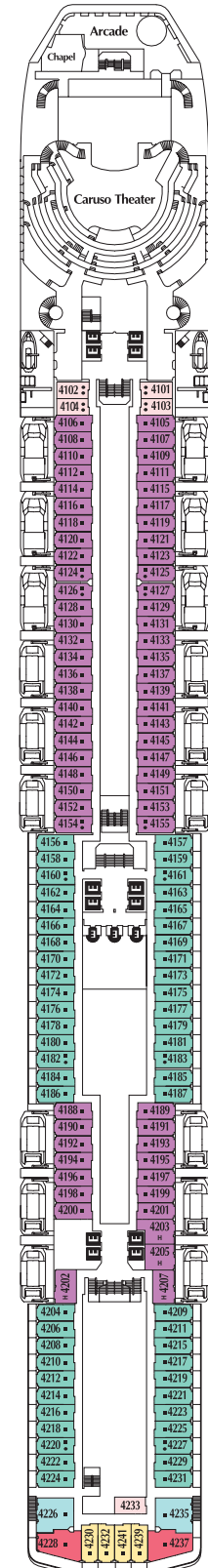
Inside Stateroom



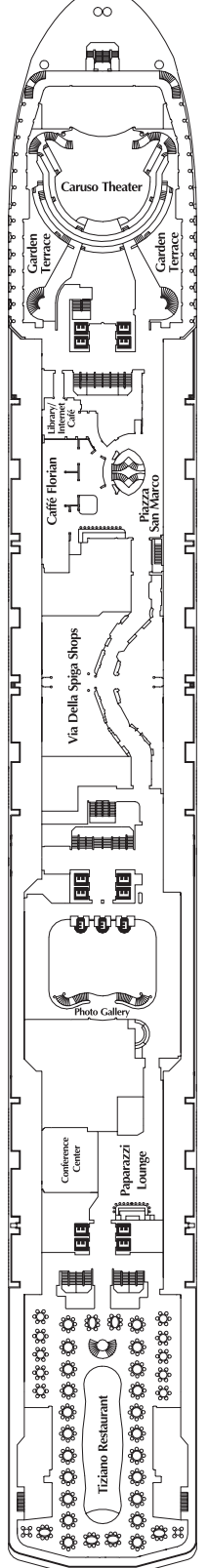
AMARCORD
Deck (6)



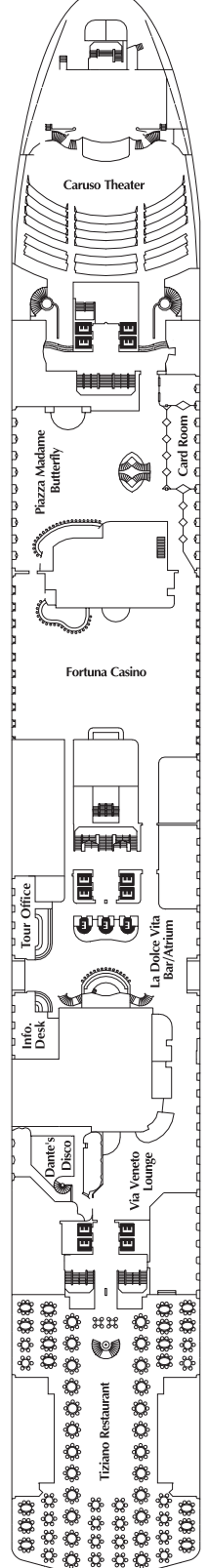
I CLOWNS
Deck (5)



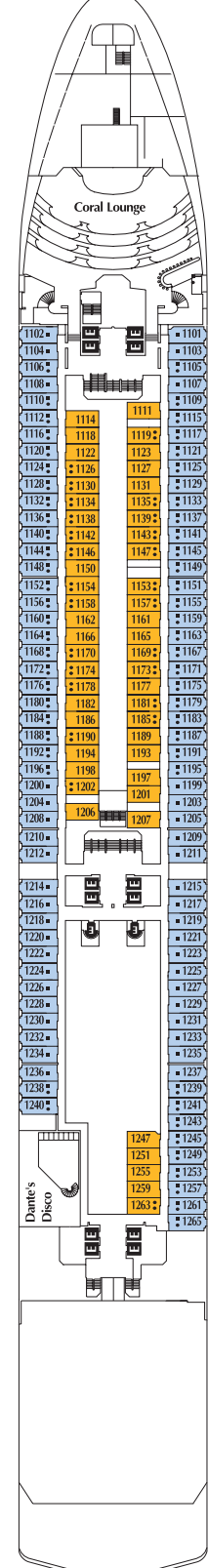
ROMA
Deck (4)



LA STRADA
Deck (3)



LA DOLCE VITA
Deck (2)



LUCI DEL VARIETA
Deck (1)