

LEGEND


- No symbol indicates 2 lower beds.
All staterooms with 2 lower beds convert to queen.
- 1 upper bed
 - 2 upper beds
 - Single sofa bed
 - † Category E1 staterooms are obstructed view; Category B1 are partially obstructed
 - E Elevator
 - H Accommodations for handicapped
 - ↔ Connecting staterooms

Stateroom photos are not representative of all categories.
Deck plans are subject to change.

Tennis Court, Jogging Track and Slide on La Voce Della Luna Deck (11) not shown.

CATEGORIES & DECKS


INSIDE



I1 I2 I3

DECKS 1, 4, 5, 6, 7, 8
Inside; 2 lower beds convert to queen


OCEANVIEW



E1† E2

DECKS 1, 4
Oceanview; 2 lower beds convert to queen

VERANDA




DECKS 4, 5, 6, 7, 8
Oceanview with veranda

DECKS 4, 5, 6, 7, 8
Oceanview with large veranda

All categories 2 lower beds convert to queen


SUITE



S PS GS

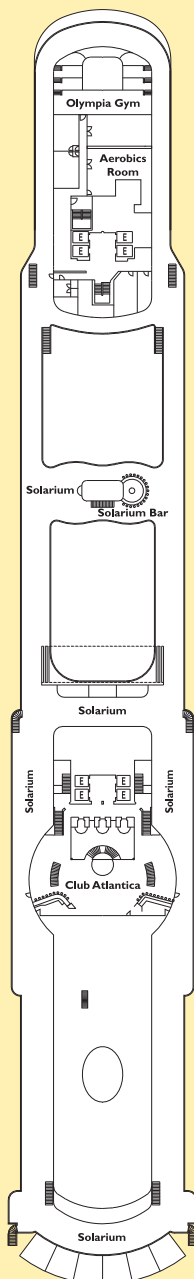
DECKS 4, 5, 6, 7
Suites with veranda; 2 lower beds convert to queen, whirlpool bath, shower and sitting area

WELLNESS

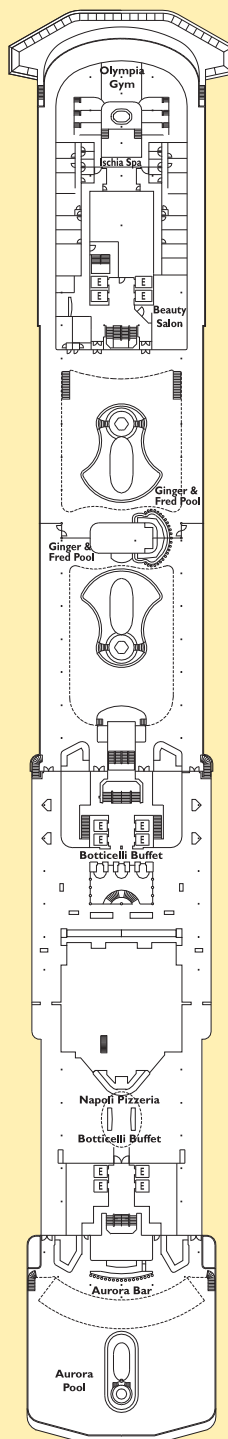


WB WG WS WGS

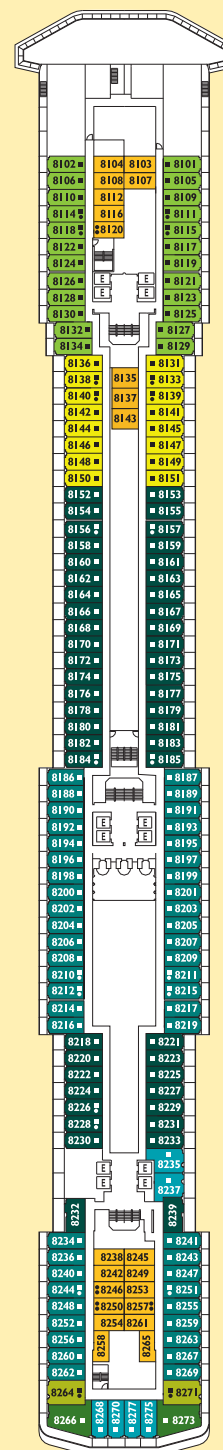
WELLNESS VERANDA STATEROOMS & SUITES DECK 8
A relaxing retreat with accompanying exclusive spa amenities featuring complimentary treatments, personalized wellness consultation, fitness classes and wellness dining.



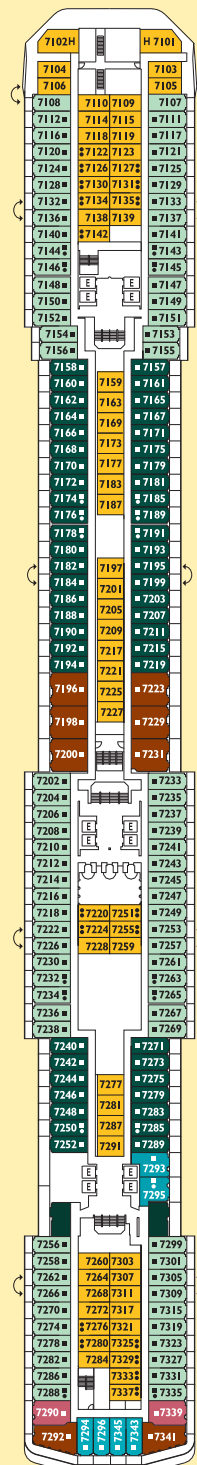
E LA NAVE VA
DECK 10



GINGER & FRED
DECK 9



8 1/2
DECK 8



INTERVISTA
DECK 7

Costa Atlantica

Entered Service:
2000

Double Occupancy Capacity:
2,114

Crew and Staff:
920

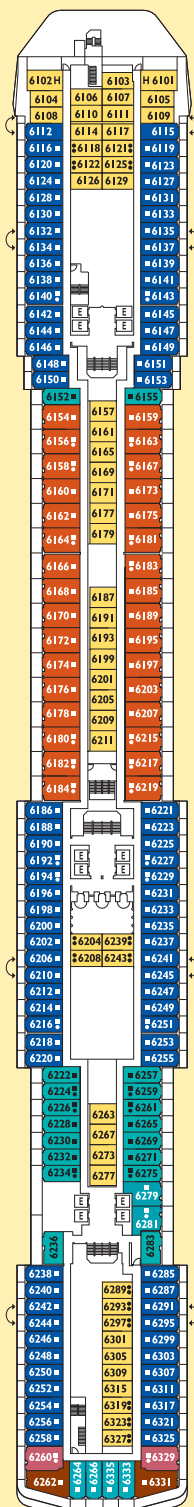
Gross Tonnage:
86,000

Length:
960 feet

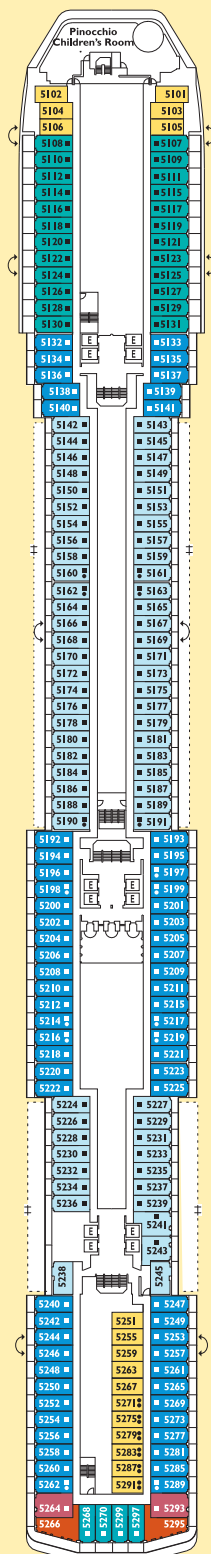
Beam:
106 feet

Height at Funnel Top:
200 feet

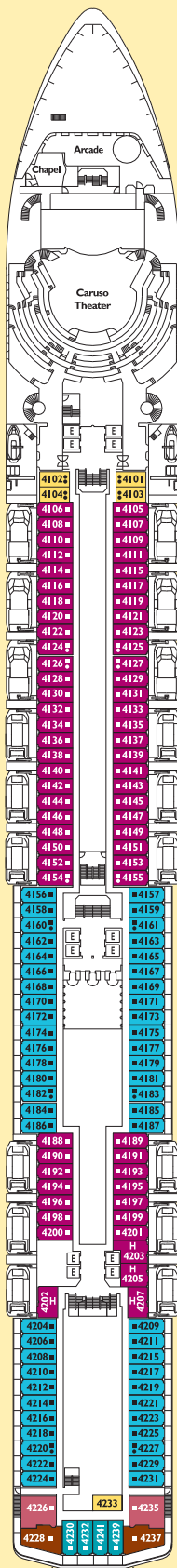
Cruising Speed:
22 knots



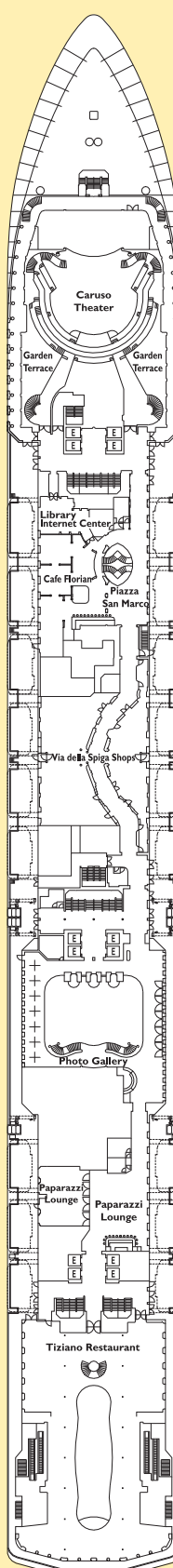
AMARCORD
DECK 6



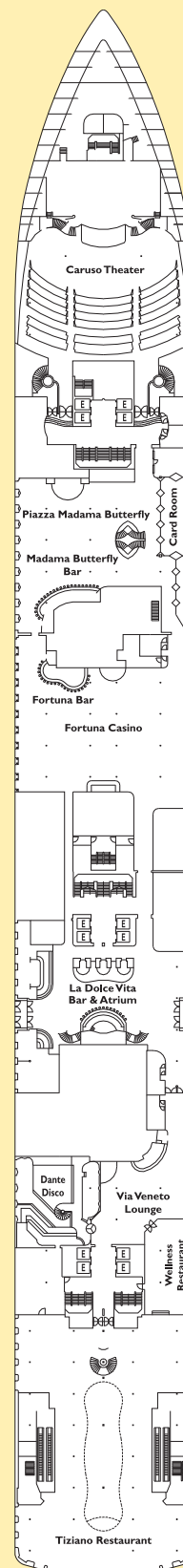
I CLOWNS
DECK 5




ROMA
DECK 4



LA STRADA
DECK 3



LA DOLCE VITA
DECK 2



LUCI DEL VARIETA
DECK 1